



ASBK RESULTS

AUSTRALIAN SUPERSPORT 300 CHAMPIONSHIP

Date: 27/02/20
 Event: P04
 Weather: Cloudy - Temp: 18.4C
 Track: Dry - Temp: 25.0C

Free Practice 1

Started at: 15:07:37
 Laps: 30 Min
 Starters: 44
 Printed at: 12:43

CLASSIFICATION

Pos	No	Name	Machine	Fastest Lap	On Lap	Behind Leader	Behind Prev	Top Speed
1	43	Harry KHOURI (NSW) / Addicted To Track / NSW Helicopter / Excite M-sports / Motonational Access.	Kawasaki Ninja	1:48.643	7 of 15			202
2	68	Luke POWER (VIC) / Proworx / Blayney M-cycles / Well Sprung Susp. / Penrite Oils / Bridgestone	Kawasaki Ninja	1:49.791	15 of 16	1.148	1.148	203
3	25	Luke JHONSTON (VIC) / Proworx / The Bike Vault Castlemaine / Motul / AGV Helmets / RK Chains	Kawasaki Ninja	1:50.596	15 of 16	1.953	.805	192
4	15	Oilly SIMPSON (SA) / Simpson Crash / Simpson Signs	Yamaha YZF-R3	1:50.624	8 of 14	1.981	.028	193
5	127	Filippo ROVELLI (ITA) / @parkingo / BC performance	Kawasaki Ninja	1:50.680	11 of 15	2.037	.056	197
6	355	Laura BROWN (NSW) / The Bare Bird / Bikebiz / Shark Helmets / IXON / Falco Boots	Yamaha YZF-R3	1:50.780	15 of 15	2.137	.100	197
7	36	Angus GRENFELL (VIC) / ABU Engineering / Peek Visual	Yamaha YZF-R3	1:50.931	10 of 16	2.288	.151	195
8	72	Ben BAKER (NSW) / WNR / SCK / Utech /Peregrine1 / Designd / West /Shoei / Yamaha Aust.	Yamaha YZF-R3	1:51.405	15 of 15	2.762	.474	197
9	121	Reece OUGHTRED (VIC) / Dynoverks / CarlCoxMotorsport / De Menna Cranes / Chandler	Yamaha YZF-R3	1:51.654	13 of 16	3.011	.249	200
10	49	Jake FARNSWORTH (NSW) / Worth Race Developments / Hi-tec Oils / Kingsdene Automotive / Brisk	Yamaha YZF-R3	1:51.788	14 of 16	3.145	.134	196
11	78	Caleb GILMORE (NZ) / Metcher M-sport / Valid Technologies / Ezprint / Platinum M-cycles	Yamaha YZF-R3	1:51.834	14 of 16	3.191	.046	198
12	99	Jacob HATCH (NSW) / Motocity / Jekyl & Hyde / PTT Lubricants	Yamaha YZF-R3	1:52.149	15 of 16	3.506	.315	201
13	97	Peter NERLICH (VIC) / TCN Racing	Kawasaki Ninja	1:52.306	7 of 15	3.663	.157	201
14	16	James JACOBS (NSW) / EK Chains / WRP Bridgestone	Kawasaki Ninja	1:52.437	13 of 14	3.794	.131	201
15	308	John LYTRAS (QLD) / Caboolture Yamaha / AGV / TCX / Peregrine / Barry's Dyno / Fusion Trackfit	Yamaha YZF-R3	1:52.481	11 of 14	3.838	.044	194
16	88	Joseph MARINIELLO (VIC) / Proworx / Blayney M-cycles / Well Sprung Susp. / Penrite Oils / Bridgestone	Kawasaki Ninja	1:52.508	13 of 15	3.865	.027	202
17	69	Archie McDONALD (NSW) / GTR Motostars Team / RS+C / Motostars / Doctor Mak / YRD / Motul / Pirelli	Yamaha YZF-R3	1:52.547	15 of 15	3.904	.039	196
18	47	Zylas BUNTING (NSW) / Proworx / Blayney M-cycles / Well Sprung Susp. / Penrite Oils / WRP Bridgestone	Kawasaki Ninja	1:52.678	12 of 16	4.035	.131	200
19	333	Yannis SHAW (NSW) / WRP Bridgestone / Select Fresh Providores / Andrews Meat Industries	Kawasaki Ninja	1:52.899	15 of 15	4.256	.221	200
20	11	Brandon DEMMERY (NSW) / Ian Irving / Gorilla Energy / Rev Heads / Yamaha / YRD	Yamaha YZF-R3	1:53.230	7 of 15	4.587	.331	195
21	407	Jake SENIOR (VIC) / Proworx / Blayney M-cycles / Well Sprung Susp. / Penrite Oils / Bridgestone	Kawasaki Ninja	1:53.310	11 of 16	4.667	.080	200
22	98	Cody VAN BERGEN (QLD) / Motocity / Jekyl & Hyde / PTT Lubricants	Yamaha YZF-R3	1:53.469	7 of 11	4.826	.159	195


Scott Laing
 Chief Timekeeper - Scott Laing

Tom Williams
 Clerk of Course - Tom Williams



COMPUTIME RACE TIMING SYSTEMS PTY LTD
www.computime.com.au

E-mail: scott@computime.com.au / Ph: 0418 17 13 17





ASBK RESULTS

AUSTRALIAN SUPERSPORT 300 CHAMPIONSHIP

Date: 27/02/20
 Event: P04
 Weather: Cloudy - Temp: 18.4C
 Track: Dry - Temp: 25.0C


Free Practice 1


Started at: 15:07:37
 Laps: 30 Min
 Starters: 44
 Printed at: 12:43

CLASSIFICATION

Pos	No	Name	Machine	Fastest Lap	On Lap	Behind Leader	Behind Prev	Top Speed
23	42	Kyle O'CONNELL (QLD) / Gorilla Beverages / Surefire Security Group / Yamaha / YRD	Yamaha YZF-R3	1:53.683	14 of 14	5.040	.214	193
24	30	Stephany KAPILAWI-JAMES (QLD) / Big Knobs Crash Sliders / Stitch Smith / Caloundra Sticker Man / Bridgestone	Yamaha YZF-R3	1:53.946	4 of 11	5.303	.263	196
25	29	Ryan SMITH (NSW) / DK Heavy Plant Serv. / Elite Air & Electrical / KYT Helmets / Port Tune Perform.	Yamaha YZF-R3	1:54.154	12 of 15	5.511	.208	191
26	95	Matthew RINDEL (VIC) / Mick Hone M-cycles / Suspensions 'R Us / Woodcraft / Retrolooks / Aeros	Yamaha YZF-R3	1:54.190	13 of 15	5.547	.036	199
27	56	Jesse WOODS (TAS) / Bridgestone / Spectrum Paints / SPLAT / Dolby Pacific / Renton Racing	Yamaha YZF-R3	1:54.288	12 of 15	5.645	.098	191
28	161	Josh NODEN (VIC) / Starlight	Yamaha YZF-R3	1:54.334	10 of 11	5.691	.046	189
29	28	Tayla RELPH (QLD) / JC M-sports / Earmold Aust. / SpeedAngle Aust. / GB Racing / Dolby Pacific Clothing	Yamaha YZF-R3	1:55.467	14 of 14	6.824	1.133	193
30	59	Tom DRANE (NSW)	Yamaha YZF-R3	1:55.569	14 of 14	6.926	.102	191
31	66	Mitchell SIMPSON (SA) / Simpson Crash / Simpson Signs	Yamaha YZF-R3	1:55.854	6 of 16	7.211	.285	190
32	21	Luca DURNING (NZ) / Addicted To Track Racing	Yamaha YZF-R3	1:56.255	14 of 15	7.612	.401	192
33	110	Zak PETTENDY (NSW) / bikesales.com.au	Yamaha YZF-R3	1:56.532	12 of 13	7.889	.277	194
34	22	Keegan PICKERING (NSW) / Jekyll + Hyde / Sport Savvy Aust. / Earmold Aust. / Kompress Co	Yamaha YZF-R3	1:56.623	13 of 14	7.980	.091	191
35	45	Jamie PORT (VIC) / Yamaha / AGV / Pirelli / Motul / Ricondi / Verafire	Yamaha YZF-R3	1:56.987	16 of 16	8.344	.364	190
36	131	Adam COX (QLD) / 131202 Racing	KTM RC	1:58.234	2 of 3	9.591	1.247	196
37	52	Hannah STEWART (WA) / Banhams WA Road Racing / Leading Edge M-cycle Sport / Penrite Oil	Yamaha YZF-R3	1:58.559	14 of 15	9.916	.325	186
38	37	Patrick BOGNAR (VIC) / Dynoverks / Sign Pro / Ricondi / OMC	Yamaha YZF-R3	1:58.571	12 of 15	9.928	.012	196
39	18	Tristan VERCOE (QLD) / Motorcycle Sportsmen of Qld	Kawasaki Ninja	1:58.860	2 of 6	10.217	.289	188
40	17	Ollly SHORT (VIC) / MCA / Doyle & Shields / Racelines Raceglass / PTR	Yamaha YZF-R3	2:01.023	4 of 6	12.380	2.163	191
41	13	Jordy SIMPSON (SA) / Simpson Crash / Simpson Signs	Yamaha YZF-R3	2:01.261	8 of 15	12.618	.238	188
42	26	Dominic FLETCHER (NSW) / Power Sport Central / AGV Aust. / Whisky Throttle Industries / Port Perform.	Yamaha YZF-R3	2:01.427	5 of 10	12.784	.166	186
43	55	Zachary JOHNSON (VIC)	Yamaha YZF-R3	2:04.542	3 of 3	15.899	3.115	160
44	76	Lindsay RUSSELL (NSW) / Coastal Motorcycle Centre	Kawasaki Ninja	2:05.046	14 of 14	16.403	.504	182

Current qualifying record for SS300 class - 1:47.696 by Hunter FORD (NSW) on a Yamaha YZF-R3 set on 13/10/18



 Chief Timekeeper - Scott Laing


 Clerk of Course - Tom Williams



COMPUTIME RACE TIMING SYSTEMS PTY LTD
www.computime.com.au

E-mail: scott@computime.com.au / Ph: 0418 17 13 17





ASBK RESULTS

AUSTRALIAN SUPERSPORT 300 CHAMPIONSHIP

Date: 27/02/20
 Event: P04
 Weather: Cloudy - Temp: 18.4C
 Track: Dry - Temp: 25.0C

Free Practice 1

Started at: 15:07:37
 Laps: 30 Min
 Starters: 44
 Printed at: 12:43

LAP TIMES

No	Name	Lap 1	Lap 2	Lap 3	Lap 4	Lap 5	Lap 6	Lap 7	Lap 8	Lap 9	Lap 10
11	Brandon DEMMERY (NSW)	2:00.024	1:55.672	1:54.514	1:54.050	1:53.579	1:53.639	1:53.230	1:55.143	3:58.116	2:31.045
	10	1:55.340	1:57.009	1:55.001	1:55.814	1:56.663					
13	Jordy SIMPSON (SA)	2:08.936	2:03.637	2:05.970	2:02.842	2:03.551	2:02.630	2:01.774	2:01.261	2:04.128	2:09.700
	10	2:42.537	2:03.256	2:01.549	2:03.937	2:25.824					
15	Olly SIMPSON (SA)	1:53.690	1:52.781	1:52.408	1:52.131	1:51.723	2:27.655	1:51.147	1:50.624	1:51.286	2:16.204
	10	4:43.154	1:51.185	1:50.767	1:50.892						
16	James JACOBS (NSW)	1:58.182	1:55.610	1:54.644	1:54.789	1:53.091	1:53.096	1:52.753	1:52.961	1:53.085	1:53.365
	10	2:07.232	1:54.412	1:52.437	1:52.981						
17	Olly SHORT (VIC)	2:05.658	2:02.547	2:03.854	2:01.023	2:57.802	12:05.193				
18	Tristan VERCOE (QLD)	2:01.907	1:58.860	5:37.585	2:00.945	1:59.412	2:07.054				
21	Luca DURNING (NZ)	2:03.109	2:00.930	1:59.797	1:58.746	1:57.992	1:57.573	1:58.597	1:56.773	1:57.416	1:57.470
	10	1:57.285	1:57.188	1:56.761	1:56.255	1:56.898					
22	Keegan PICKERING (NSW)	2:02.058	1:58.384	2:06.507	1:59.238	3:58.678	2:18.364	1:58.593	1:58.873	1:57.780	3:11.063
	10	2:10.299	1:57.169	1:56.623	1:58.004						
25	Luke JHONSTON (VIC)	1:57.752	1:53.231	1:52.164	1:51.906	1:51.656	1:52.451	1:51.950	1:51.914	1:51.535	1:51.657
	10	1:51.290	1:52.037	1:55.218	1:51.299	1:50.596	1:50.681				
26	Dominic FLETCHER (NSW)	2:05.274	2:03.819	5:43.525	2:02.530	2:01.427	2:02.012	2:01.702	6:21.565	4:28.540	2:12.424
28	Tayla RELPH (QLD)	2:03.584	2:00.530	1:59.698	1:59.004	1:57.720	1:58.455	5:32.291	2:03.437	1:57.862	1:56.993
	10	1:56.166	1:56.211	1:56.083	1:55.467						
29	Ryan SMITH (NSW)	1:59.560	1:58.261	3:35.499	2:07.032	1:58.145	1:59.023	1:56.582	1:56.972	1:58.483	1:55.192
	10	1:54.521	1:54.154	1:54.662	1:55.815	2:02.489					
30	Stephany KAPILAWI-JAMES (QLD)	1:56.657	1:55.615	1:54.259	1:53.946	1:54.903	1:54.924	1:54.114	1:54.335	1:54.857	1:54.907
	10	1:56.196									
36	Angus GRENFELL (VIC)	1:57.717	1:55.489	1:54.334	1:52.459	1:52.558	1:52.555	1:53.532	1:52.191	1:52.747	1:50.931
	10	1:51.787	1:51.338	1:51.383	1:51.410	1:51.331	1:53.631				
37	Patrick BOGNAR (VIC)	2:02.927	2:00.060	2:00.333	2:03.552	3:22.208	2:03.403	1:59.617	2:00.272	2:00.936	2:02.061
	10	2:00.207	1:58.571	1:59.701	2:02.197	2:01.267					
42	Kyle O'CONNELL (QLD)	2:00.002	1:55.660	1:54.815	1:53.824	1:53.959	1:53.834	6:08.331	1:59.417	1:55.665	1:54.920
	10	1:54.722	1:54.299	1:54.175	1:53.683						
43	Harry KHOURI (NSW)	1:52.786	1:51.544	1:50.456	1:50.119	1:48.897	1:49.676	1:48.643	1:48.903	1:48.875	1:48.860
	10	4:35.978	1:56.624	1:49.502	1:49.816	1:49.240					
45	Jamie PORT (VIC)	1:59.497	1:59.204	2:00.040	1:59.086	1:58.736	1:59.635	1:58.946	1:59.041	1:58.647	2:00.197
	10	1:58.268	1:58.000	1:58.915	1:57.646	1:56.988	1:56.987				
47	Zylas BUNTING (NSW)	1:58.951	1:56.865	1:55.008	1:53.761	1:53.045	1:53.587	1:53.521	1:53.513	2:05.982	2:07.568
	10	1:53.103	1:52.678	1:52.819	1:52.965	1:53.175	1:53.002				
49	Jake FARNSWORTH (NSW)	1:57.082	1:56.819	1:55.965	1:54.674	1:54.793	1:53.618	1:54.136	1:53.731	1:54.122	1:59.401


Scott Laing
 Chief Timekeeper - Scott Laing

Tom Williams
 Clerk of Course - Tom Williams



COMPUTIME RACE TIMING SYSTEMS PTY LTD
www.computime.com.au

E-mail: scott@computime.com.au / Ph: 0418 17 13 17





ASBK RESULTS

AUSTRALIAN SUPERSPORT 300 CHAMPIONSHIP

Date: 27/02/20
 Event: P04
 Weather: Cloudy - Temp: 18.4C
 Track: Dry - Temp: 25.0C

Free Practice 1

Started at: 15:07:37
 Laps: 30 Min
 Starters: 44
 Printed at: 12:43

LAP TIMES

No	Name	Lap 1	Lap 2	Lap 3	Lap 4	Lap 5	Lap 6	Lap 7	Lap 8	Lap 9	Lap 10	
		10	1:55.276	1:56.801	1:55.698	<u>1:51.788</u>	1:52.259	1:53.375				
52	Hannah STEWART (WA)		2:04.679	2:00.554	1:59.008	2:00.994	2:00.468	1:59.659	1:59.049	1:59.506	2:00.221	1:59.225
		10	2:54.485	2:17.372	1:59.114	<u>1:58.559</u>	1:58.969					
55	Zachary JOHNSON (VIC)		13:40.259	2:04.978	<u>2:04.542</u>							
56	Jesse WOODS (TAS)		2:01.630	1:57.814	1:56.919	2:34.781	2:00.437	1:56.616	1:56.912	1:55.627	1:55.931	2:07.656
		10	1:55.648	<u>1:54.288</u>	1:54.653	1:54.854	1:54.521					
59	Tom DRANE (NSW)		2:02.776	1:59.220	1:57.796	1:57.669	1:57.472	4:03.059	2:05.143	1:58.702	1:58.694	1:58.594
		10	1:56.680	1:57.376	1:56.324	<u>1:55.569</u>						
66	Mitchell SIMPSON (SA)		1:59.093	1:56.971	1:57.167	1:57.547	1:56.815	<u>1:55.854</u>	1:56.849	1:56.428	1:56.478	1:57.158
		10	1:57.852	1:56.455	1:56.308	2:00.458	2:22.005	1:57.740				
68	Luke POWER (VIC)		1:57.747	1:54.715	2:22.057	1:51.873	1:51.677	1:53.009	1:51.294	1:50.875	1:50.177	1:51.313
		10	1:52.687	1:50.803	2:09.408	1:52.370	<u>1:49.791</u>	1:50.064				
69	Archie McDONALD (NSW)		1:57.067	1:54.350	1:53.061	1:52.673	1:54.049	1:52.634	3:43.908	2:06.025	1:53.353	1:54.099
		10	1:55.497	1:52.563	1:52.797	1:53.756	<u>1:52.547</u>					
72	Ben BAKER (NSW)		1:57.362	1:54.982	1:53.161	1:53.731	1:52.669	1:52.523	1:54.124	1:52.882	1:53.785	3:23.862
		10	2:22.104	1:52.172	1:51.937	1:51.902	<u>1:51.405</u>					
76	Lindsay RUSSELL (NSW)		2:15.188	2:15.556	2:13.650	2:12.972	2:10.720	2:09.637	2:09.971	2:07.804	2:08.573	2:08.392
		10	2:06.782	2:07.321	2:05.851	<u>2:05.046</u>						
78	Caleb GILMORE (NZ)		1:58.984	1:56.234	1:54.268	1:53.963	1:53.989	1:53.366	1:54.498	1:53.644	1:53.757	1:53.717
		10	2:17.720	1:53.639	1:52.032	<u>1:51.834</u>	1:52.102	1:53.011				
88	Joseph MARINIELLO (VIC)		1:59.064	1:56.057	1:55.552	1:53.920	2:51.627	2:45.128	1:52.926	1:54.193	2:09.766	2:05.014
		10	1:53.350	1:53.076	<u>1:52.508</u>	1:53.671	1:52.804					
95	Matthew RINDEL (VIC)		1:59.933	1:57.943	1:56.507	1:55.899	1:55.810	1:55.957	1:55.391	1:55.138	1:55.443	3:48.196
		10	2:00.399	1:54.342	<u>1:54.190</u>	1:54.685	1:55.693					
97	Peter NERLICH (VIC)		2:03.306	1:56.993	1:54.245	1:54.011	1:53.615	1:53.492	<u>1:52.306</u>	1:52.897	1:53.257	2:05.894
		10	1:54.150	1:53.093	1:55.273	3:25.965	1:59.543					
98	Cody VAN BERGEN (QLD)		1:59.718	1:55.870	1:54.594	1:53.737	1:53.481	1:53.662	<u>1:53.469</u>	5:31.114	2:01.061	1:54.828
		10	1:54.809									
99	Jacob HATCH (NSW)		1:57.750	1:57.284	1:54.922	1:53.895	1:54.234	1:54.907	1:53.792	1:53.951	1:55.161	2:11.078
		10	1:53.471	1:53.667	1:53.301	1:53.680	<u>1:52.149</u>	1:52.338				
110	Zak PETTENDY (NSW)		2:00.899	1:57.714	4:54.140	2:06.461	1:59.665	1:58.584	1:58.150	1:56.983	1:57.111	2:02.877
		10	1:59.991	<u>1:56.532</u>	2:00.595							
121	Reece OUGHTRED (VIC)		2:01.307	1:55.493	1:55.794	1:53.312	2:07.795	1:52.483	1:53.118	1:52.619	1:53.400	2:07.087
		10	1:52.884	1:56.459	<u>1:51.654</u>	1:52.302	1:57.782	1:52.994				
127	Filippo ROVELLI (ITA)		1:58.581	1:55.712	1:54.607	1:53.918	1:53.618	1:53.356	1:52.335	1:51.892	1:50.994	1:50.978


Scott Laing
 Chief Timekeeper - Scott Laing

Tom Williams
 Clerk of Course - Tom Williams



COMPUTIME RACE TIMING SYSTEMS PTY LTD
www.computime.com.au

E-mail: scott@computime.com.au / Ph: 0418 17 13 17





ASBK RESULTS

AUSTRALIAN SUPERSPORT 300 CHAMPIONSHIP


Date: 27/02/20
 Event: P04
 Weather: Cloudy - Temp: 18.4C
 Track: Dry - Temp: 25.0C

Free Practice 1

Started at: 15:07:37
 Laps: 30 Min
 Starters: 44
 Printed at: 12:43

LAP TIMES

No	Name	Lap 1	Lap 2	Lap 3	Lap 4	Lap 5	Lap 6	Lap 7	Lap 8	Lap 9	Lap 10	
		10	<u>1:50.680</u>	2:21.371	1:52.514	1:51.766	1:51.443					
131	Adam COX (QLD)		2:00.034	<u>1:58.234</u>	1:59.580							
161	Josh NODEN (VIC)		1:59.854	1:57.020	1:57.236	6:04.887	1:56.085	3:38.653	5:29.454	1:55.037	1:55.404	<u>1:54.334</u>
		10	1:54.374									
308	John LYTRAS (QLD)		1:57.638	1:55.489	1:54.435	3:05.157	1:59.630	1:53.587	1:52.973	3:40.957	2:01.223	1:52.516
		10	<u>1:52.481</u>	2:37.872	1:59.062	1:52.566						
333	Yannis SHAW (NSW)		1:57.778	1:55.838	1:56.121	1:54.440	1:53.806	1:53.834	3:50.742	2:03.274	1:53.932	2:03.517
		10	1:54.552	1:53.196	1:53.891	1:53.211	<u>1:52.899</u>					
355	Laura BROWN (NSW)		1:58.277	1:55.900	2:14.366	3:02.500	1:58.752	1:54.008	1:52.482	1:51.983	1:51.399	1:53.594
		10	2:10.471	1:51.371	1:51.086	1:50.944	<u>1:50.780</u>					
407	Jake SENIOR (VIC)		1:57.904	1:55.737	1:55.735	1:55.791	1:55.177	1:54.432	1:53.857	1:53.315	1:53.314	1:54.408
		10	<u>1:53.310</u>	1:54.420	1:53.579	1:53.686	2:08.194	1:53.459				



 Chief Timekeeper - Scott Laing


 Clerk of Course - Tom Williams



COMPUTIME RACE TIMING SYSTEMS PTY LTD
www.computime.com.au

E-mail: scott@computime.com.au / Ph: 0418 17 13 17





ASBK RESULTS

AUSTRALIAN SUPERSPORT 300 CHAMPIONSHIP

Date: 27/02/20
 Event: P04
 Weather: Cloudy - Temp: 18.4C
 Track: Dry - Temp: 25.0C

Free Practice 1

Started at: 15:07:37
 Laps: 30 Min
 Starters: 44
 Printed at: 12:43

SPLIT TIMES

Lap	Split 1	Split 2	Split 3	Split 4	Lap Time	Spd	Lap	Split 1	Split 2	Split 3	Split 4	Lap Time	Spd
11 Brandon DEMMERY (NSW) (20th)							5	26.536	32.220	21.965	31.002	1:51.723	187
1	29.350	34.551	23.570	32.553	2:00.024	190	6	47.797	46.373	22.057	31.428	2:27.655	158
2	27.557	33.716	22.321	32.078	1:55.672	192	7	26.434	32.206	21.676	30.831	1:51.147	187
3	27.362	33.109	22.218	31.825	1:54.514	184	8	26.318	32.259	21.544	30.503	1:50.624	191
4	27.060	33.232	22.068	31.690	1:54.050	188	9	26.279	32.535	21.585	30.887	1:51.286	193
5	27.540	33.094	21.677	31.268	1:53.579	189	10	32.059	32.097	38.772	33.276	2:16.204	168
6	26.792	32.941	22.217	31.689	1:53.639	194	11	28.136	3:21.463	21.984	31.571	4:43.154	174
7	26.695	32.820	22.061	31.654	1:53.230	195	12	26.503	32.061	21.796	30.825	1:51.185	185
8	27.144	33.809	22.343	31.847	1:55.143	195	13	26.558	31.850	21.549	30.810	1:50.767	186
9	27.029	37.449	25.327	2:28.311	3:58.116	188	14	26.332	31.938	21.838	30.784	1:50.892	188
10	41.909	53.874	22.918	32.344	2:31.045 P								
11	27.614	33.295	22.257	32.174	1:55.340	182	16 James JACOBS (NSW) (14th)						
12	27.335	35.327	22.382	31.965	1:57.009	184	1	28.846	34.586	22.539	32.211	1:58.182	199
13	27.093	33.125	22.166	32.617	1:55.001	183	2	27.869	33.428	22.587	31.726	1:55.610	201
14	27.518	33.007	22.806	32.483	1:55.814	185	3	27.491	33.685	21.993	31.475	1:54.644	200
15	27.854	33.792	22.377	32.640	1:56.663	188	4	27.836	33.656	21.943	31.354	1:54.789	191
							5	26.809	32.581	22.188	31.513	1:53.091	200
							6	27.147	32.626	21.978	31.345	1:53.096	192
13 Jordy SIMPSON (SA) (41th)							7	27.053	32.619	21.728	31.353	1:52.753	197
1	31.331	37.691	25.028	34.886	2:08.936	184	8	27.118	32.859	21.948	31.036	1:52.961	195
2	30.208	35.826	23.590	34.013	2:03.637	184	9	26.757	32.639	22.115	31.574	1:53.085	194
3	29.718	35.728	25.060	35.464	2:05.970	182	10	27.089	32.842	22.182	31.252	1:53.365	193
4	30.009	35.008	23.927	33.898	2:02.842	181	11	27.201	46.709	21.929	31.393	2:07.232	191
5	29.593	35.570	23.923	34.465	2:03.551	183	12	27.048	32.977	22.816	31.571	1:54.412	195
6	29.294	35.390	23.840	34.106	2:02.630	182	13	27.243	32.368	21.749	31.077	1:52.437	189
7	29.450	35.160	23.449	33.715	2:01.774	183	14	27.430	32.344	21.806	31.401	1:52.981	195
8	29.227	35.070	23.370	33.594	2:01.261	187							
9	28.943	35.178	23.569	36.438	2:04.128	184	17 Ollly SHORT (VIC) (40th)						
10	32.136	39.296	23.590	34.678	2:09.700	182	1	29.887	36.152	25.202	34.417	2:05.658	187
11	31.245	1:13.161	24.168	33.963	2:42.537	182	2	29.271	35.611	23.909	33.756	2:02.547	191
12	30.337	35.648	23.097	34.174	2:03.256	182	3	29.059	35.505	24.449	34.841	2:03.854	181
13	29.457	35.091	23.637	33.364	2:01.549	182	4	29.345	35.010	23.356	33.312	2:01.023	180
14	29.672	35.194	24.183	34.888	2:03.937	188	5	28.342	35.338	23.614	1:30.508	2:57.802	185
15	29.688	56.470	24.711	34.955	2:25.824	181	6	33.452	10:20.087	24.146	47.508	12:05.193 P	
15 Ollly SIMPSON (SA) (4th)							18 Tristan VERCOE (QLD) (39th)						
1	27.037	32.915	22.149	31.589	1:53.690	187	1	28.863	35.736	23.990	33.318	2:01.907	181
2	26.947	32.510	22.048	31.276	1:52.781	187	2	27.834	34.944	23.260	32.822	1:58.860	188
3	26.639	32.721	21.947	31.101	1:52.408	187	3	28.532	4:11.823	23.991	33.239	5:37.585	178
4	26.665	32.327	22.013	31.126	1:52.131	184							


Scott Laing
 Chief Timekeeper - Scott Laing

Tom Williams
 Clerk of Course - Tom Williams



COMPUTIME RACE TIMING SYSTEMS PTY LTD
www.computime.com.au

E-mail: scott@computime.com.au / Ph: 0418 17 13 17





ASBK RESULTS

AUSTRALIAN SUPERSPORT 300 CHAMPIONSHIP

Date: 27/02/20
 Event: P04
 Weather: Cloudy - Temp: 18.4C
 Track: Dry - Temp: 25.0C

Free Practice 1

Started at: 15:07:37
 Laps: 30 Min
 Starters: 44
 Printed at: 12:43

SPLIT TIMES

Lap	Split 1	Split 2	Split 3	Split 4	Lap Time	Spd	Lap	Split 1	Split 2	Split 3	Split 4	Lap Time	Spd
4	28.268	34.846	24.150	33.681	2:00.945	181	1	27.538	35.682	21.915	32.617	1:57.752	192
5	28.170	34.433	23.966	32.843	1:59.412	179	2	26.821	32.755	21.911	31.744	1:53.231	192
6	28.204	37.152	25.962	35.736	2:07.054	176	3	26.499	32.523	21.818	31.324	1:52.164	192
21 Luca DURNING (NZ) (32th)													
1			16.882	34.699	51.581		4	26.455	32.361	21.885	31.205	1:51.906	191
2	29.464	36.275	23.655	33.715	2:03.109	186	5	26.386	32.344	21.808	31.118	1:51.656	191
3	28.742	35.423	23.374	33.391	2:00.930	187	6	26.628	32.558	21.827	31.438	1:52.451	191
4	28.603	35.020	23.048	33.126	1:59.797	186	7	26.462	32.393	21.851	31.244	1:51.950	191
5	28.548	34.418	23.064	32.716	1:58.746	186	8	26.433	32.615	21.850	31.016	1:51.914	191
6	27.933	34.434	22.975	32.650	1:57.992	188	9	26.371	32.170	21.724	31.270	1:51.535	191
7	27.870	34.239	22.798	32.666	1:57.573	188	10	26.350	32.130	21.816	31.361	1:51.657	192
8	28.206	34.630	23.385	32.376	1:58.597	188	11	26.477	32.128	21.761	30.924	1:51.290	192
9	27.516	34.172	22.661	32.424	1:56.773	190	12	26.457	32.502	21.785	31.293	1:52.037	191
10	27.941	34.202	22.794	32.479	1:57.416	189	13	26.502	32.207	22.316	34.193	1:55.218	191
11	28.214	34.256	22.652	32.348	1:57.470	187	14	26.739	32.031	21.658	30.871	1:51.299	191
12	28.289	33.948	22.585	32.463	1:57.285	187	15	26.469	31.900	21.534	30.693	1:50.596	192
13	28.201	34.004	22.335	32.648	1:57.188	187	16	26.494	31.998	21.646	30.543	1:50.681	192
14	28.139	33.804	22.657	32.161	1:56.761	186	26 Dominic FLETCHER (NSW) (42th)						
15	27.743	33.929	22.438	32.145	1:56.255	192	1	29.886	36.969	24.174	34.245	2:05.274	186
16	27.843	34.119	22.623	32.313	1:56.898	189	2	29.379	36.519	24.142	33.779	2:03.819	185
22 Keegan PICKERING (NSW) (34th)													
1	28.474	36.505	23.832	33.247	2:02.058	188	3	29.610	4:15.144	24.713	34.058	5:43.525	182
2	28.108	34.882	23.003	32.391	1:58.384	190	4	29.544	35.765	23.643	33.578	2:02.530	183
3	28.329	36.369	28.176	33.633	2:06.507	186	5	29.107	35.446	23.772	33.102	2:01.427	183
4	28.190	34.864	23.342	32.842	1:59.238	189	6	29.022	35.856	23.808	33.326	2:02.012	183
5	28.197	34.945	25.336	32.300	3:58.678	191	7	29.134	35.598	23.769	33.201	2:01.702	183
6	39.452	37.775	26.507	34.630	2:18.364 P		8	29.812	4:53.977	23.750	34.026	6:21.565	182
7	28.596	34.545	22.613	32.839	1:58.593	186	9	29.106	35.258	23.783	3:00.393	4:28.540	182
8	28.256	34.768	22.979	32.870	1:58.873	187	10	35.666	39.877	23.526	33.355	2:12.424 P	
9	28.207	34.270	22.739	32.564	1:57.780	185	28 Tayla RELPH (QLD) (29th)						
10	29.147	37.341	23.080	1:41.495	3:11.063	189	1	29.848	36.117	23.874	33.745	2:03.584	193
11	35.936	38.354	23.332	32.677	2:10.299 P		2	28.981	35.260	22.983	33.306	2:00.530	184
12	28.029	34.263	22.630	32.247	1:57.169	185	3	28.715	34.610	23.079	33.294	1:59.698	182
13	28.107	33.798	22.619	32.099	1:56.623	186	4	28.827	34.127	23.134	32.916	1:59.004	184
14	27.883	34.478	22.705	32.938	1:58.004	187	5	28.244	34.088	22.786	32.602	1:57.720	183
25 Luke JHONSTON (VIC) (3rd)													
							6	28.217	34.412	23.082	32.744	1:58.455	183
							7	28.343	36.009	23.886	4:04.053	5:32.291	182
							8	32.153	35.848	23.016	32.420	2:03.437 P	
							9	28.306	34.075	22.948	32.533	1:57.862	182


Scott Laing
 Chief Timekeeper - Scott Laing

Tom Williams
 Clerk of Course - Tom Williams



COMPUTIME RACE TIMING SYSTEMS PTY LTD
www.computime.com.au

E-mail: scott@computime.com.au / Ph: 0418 17 13 17





ASBK RESULTS

AUSTRALIAN SUPERSPORT 300 CHAMPIONSHIP

Date: 27/02/20
 Event: P04
 Weather: Cloudy - Temp: 18.4C
 Track: Dry - Temp: 25.0C

Free Practice 1

Started at: 15:07:37
 Laps: 30 Min
 Starters: 44
 Printed at: 12:43

SPLIT TIMES

Lap	Split 1	Split 2	Split 3	Split 4	Lap Time	Spd	Lap	Split 1	Split 2	Split 3	Split 4	Lap Time	Spd
10	28.255	33.766	22.752	32.220	1:56.993	181	3	27.443	33.380	22.281	31.230	1:54.334	189
11	28.123	33.565	22.563	31.915	1:56.166	181	4	27.065	32.578	21.770	31.046	1:52.459	189
12	27.905	33.576	22.575	32.155	1:56.211	182	5	27.383	32.340	21.786	31.049	1:52.558	190
13	28.171	33.425	22.565	31.922	1:56.083	184	6	26.943	32.767	21.750	31.095	1:52.555	191
14	27.763	33.252	22.547	31.905	1:55.467	183	7	27.806	32.928	21.887	30.911	1:53.532	190
							8	26.925	32.518	21.822	30.926	1:52.191	191
							9	26.989	32.607	21.848	31.303	1:52.747	191
29 Ryan SMITH (NSW) (25th)							10	26.394	32.072	21.665	30.800	1:50.931	195
1	29.061	34.798	22.766	32.935	1:59.560	184	11	26.918	32.073	21.768	31.028	1:51.787	185
2	28.392	34.521	23.011	32.337	1:58.261	187	12	26.806	31.866	21.704	30.962	1:51.338	188
3	27.953	34.389	23.346	2:09.811	3:35.499	187	13	26.650	32.278	21.572	30.883	1:51.383	189
4	36.583	34.865	23.137	32.447	2:07.032 P		14	26.550	31.972	21.656	31.232	1:51.410	190
5	28.381	34.461	22.678	32.625	1:58.145	191	15	26.685	31.873	21.865	30.908	1:51.331	190
6	27.914	35.479	23.174	32.456	1:59.023	185	16	26.761	33.262	22.344	31.264	1:53.631	191
7	27.933	33.664	22.548	32.437	1:56.582	190							
8	27.371	34.174	22.918	32.509	1:56.972	187							
9	27.841	34.805	23.254	32.583	1:58.483	182	37 Patrick BOGNAR (VIC) (38th)						
10	27.528	33.816	22.306	31.542	1:55.192	185	1	29.834	36.024	23.583	33.486	2:02.927	187
11	27.197	33.178	22.166	31.980	1:54.521	190	2	28.984	35.926	22.837	32.313	2:00.060	188
12	27.061	33.024	21.949	32.120	1:54.154	188	3	28.503	35.453	23.149	33.228	2:00.333	193
13	27.151	33.206	22.320	31.985	1:54.662	189	4	29.472	35.746	24.663	33.671	2:03.552	185
14	27.802	33.450	22.548	32.015	1:55.815	184	5	28.815	35.667	24.133	1:53.593	3:22.208	188
15	27.621	37.032	24.279	33.557	2:02.489	183	6	33.024	35.169	22.941	32.269	2:03.403 P	
							7	28.031	34.678	23.482	33.426	1:59.617	196
							8	28.465	35.485	23.530	32.792	2:00.272	188
30 Stephany KAPILAWI-JAMES (QLD) (24th)							9	28.339	35.087	23.995	33.515	2:00.936	188
1	28.235	34.383	22.138	31.901	1:56.657	189	10	28.851	36.479	23.728	33.003	2:02.061	182
2	27.561	33.564	22.408	32.082	1:55.615	195	11	28.454	34.868	23.661	33.224	2:00.207	184
3	27.326	33.434	22.004	31.495	1:54.259	194	12	28.017	34.530	23.372	32.652	1:58.571	191
4	27.356	33.747	21.725	31.118	1:53.946	193	13	29.010	34.747	23.261	32.683	1:59.701	188
5	27.022	34.187	22.214	31.480	1:54.903	196	14	28.752	35.507	24.695	33.243	2:02.197	188
6	27.238	33.928	22.036	31.722	1:54.924	193	15	28.857	35.828	23.834	32.748	2:01.267	186
7	27.227	33.142	22.148	31.597	1:54.114	193							
8	27.274	33.436	22.047	31.578	1:54.335	196	42 Kyle O'CONNELL (QLD) (23th)						
9	27.432	33.687	22.045	31.693	1:54.857	192	1	29.449	34.458	23.629	32.466	2:00.002	189
10	27.078	33.491	22.318	32.020	1:54.907	190	2	27.601	33.749	22.333	31.977	1:55.660	193
11	27.862	34.140	22.624	31.570	1:56.196	189	3	27.732	33.625	22.005	31.453	1:54.815	182
36 Angus GRENFELL (VIC) (7th)							4	27.278	33.071	22.192	31.283	1:53.824	193
1	29.084	34.283	22.672	31.678	1:57.717	185	5	27.669	33.371	21.957	30.962	1:53.959	185
2	27.872	33.229	22.240	32.148	1:55.489	192	6	27.466	33.086	22.017	31.265	1:53.834	188


Scott Laing
 Chief Timekeeper - Scott Laing

Tom Williams
 Clerk of Course - Tom Williams



COMPUTIME RACE TIMING SYSTEMS PTY LTD
www.computime.com.au

E-mail: scott@computime.com.au / Ph: 0418 17 13 17





ASBK RESULTS

AUSTRALIAN SUPERSPORT 300 CHAMPIONSHIP

Date: 27/02/20
 Event: P04
 Weather: Cloudy - Temp: 18.4C
 Track: Dry - Temp: 25.0C

Free Practice 1

Started at: 15:07:37
 Laps: 30 Min
 Starters: 44
 Printed at: 12:43

SPLIT TIMES

Lap	Split 1	Split 2	Split 3	Split 4	Lap Time	Spd	Lap	Split 1	Split 2	Split 3	Split 4	Lap Time	Spd
7	27.007	33.264	21.976	4:46.084	6:08.331	191	12	28.881	33.656	22.914	32.549	1:58.000	185
8	30.104	34.706	22.530	32.077	1:59.417 P		13	28.647	34.267	23.563	32.438	1:58.915	181
9	27.541	33.312	22.512	32.300	1:55.665	186	14	28.457	33.980	22.806	32.403	1:57.646	186
10	27.479	33.243	22.423	31.775	1:54.920	185	15	28.305	33.574	22.761	32.348	1:56.988	190
11	27.160	33.493	22.289	31.780	1:54.722	187	16	28.135	33.951	22.730	32.171	1:56.987	190
12	27.372	33.030	22.135	31.762	1:54.299	186	47 Zylas BUNTING (NSW) (18th)						
13	27.340	32.962	22.194	31.679	1:54.175	189	1	28.826	35.038	22.747	32.340	1:58.951	197
14	27.027	33.008	22.124	31.524	1:53.683	188	2	27.584	34.429	22.583	32.269	1:56.865	200
43 Harry KHOURI (NSW) (1st)							3	27.295	34.253	21.848	31.612	1:55.008	193
1			11.290	32.002	43.292		4	27.223	33.453	21.922	31.163	1:53.761	193
2	26.716	32.829	22.022	31.219	1:52.786	196	5	26.602	32.826	21.827	31.790	1:53.045	198
3	26.271	32.570	21.554	31.149	1:51.544	197	6	27.265	33.065	21.846	31.411	1:53.587	195
4	26.181	32.101	21.360	30.814	1:50.456	198	7	26.572	33.570	21.751	31.628	1:53.521	199
5	26.031	32.167	21.433	30.488	1:50.119	198	8	26.537	33.368	22.227	31.381	1:53.513	192
6	25.708	31.877	21.230	30.082	1:48.897	202	9	30.556	41.364	22.545	31.517	2:05.982	182
7	25.796	32.039	21.405	30.436	1:49.676	198	10	27.161	46.356	22.758	31.293	2:07.568	191
8	25.713	31.768	21.219	29.943	1:48.643	201	11	26.830	33.087	21.995	31.191	1:53.103	191
9	25.683	31.960	21.153	30.107	1:48.903	199	12	26.777	33.353	21.744	30.804	1:52.678	195
10	25.950	31.497	21.067	30.361	1:48.875	202	13	26.816	32.657	21.776	31.570	1:52.819	198
11	25.621	31.513	21.284	30.442	1:48.860	197	14	26.586	33.282	21.931	31.166	1:52.965	194
12	26.384	32.160	21.521	3:15.913	4:35.978	195	15	26.905	33.036	22.094	31.140	1:53.175	200
13	32.380	32.333	21.360	30.551	1:56.624 P		16	26.978	32.511	21.923	31.590	1:53.002	196
14	25.809	31.892	21.304	30.497	1:49.502	196	49 Jake FARNSWORTH (NSW) (10th)						
15	25.957	32.161	21.377	30.321	1:49.816	197	1	28.276	34.002	22.463	32.341	1:57.082	188
16	25.821	31.609	21.157	30.653	1:49.240	199	2	28.303	33.955	22.225	32.336	1:56.819	186
45 Jamie PORT (VIC) (35th)							3	27.482	33.597	22.615	32.271	1:55.965	188
1	29.102	34.394	23.056	32.945	1:59.497	187	4	27.755	33.576	21.888	31.455	1:54.674	193
2	28.529	34.687	23.129	32.859	1:59.204	190	5	27.472	33.177	22.226	31.918	1:54.793	196
3	28.729	34.556	23.762	32.993	2:00.040	186	6	27.168	33.248	21.697	31.505	1:53.618	193
4	28.537	34.558	23.024	32.967	1:59.086	187	7	27.196	33.617	22.002	31.321	1:54.136	195
5	28.622	34.154	23.132	32.828	1:58.736	189	8	27.220	33.287	22.015	31.209	1:53.731	196
6	28.906	34.361	23.405	32.963	1:59.635	188	9	27.221	33.212	22.133	31.556	1:54.122	196
7	28.684	34.572	23.273	32.417	1:58.946	187	10	27.738	34.997	22.540	34.126	1:59.401	190
8	28.591	34.393	23.359	32.698	1:59.041	189	11	28.433	33.643	21.851	31.349	1:55.276	191
9	28.522	34.281	23.204	32.640	1:58.647	187	12	27.303	33.152	23.324	33.022	1:56.801	193
10	28.649	33.921	23.641	33.986	2:00.197	186	13	28.188	34.875	21.766	30.869	1:55.698	191
11	28.868	33.890	22.901	32.609	1:58.268	184	14	26.892	32.419	21.514	30.963	1:51.788	193


Scott Laing
 Chief Timekeeper - Scott Laing

Tom Williams
 Clerk of Course - Tom Williams



COMPUTIME RACE TIMING SYSTEMS PTY LTD
www.computime.com.au

E-mail: scott@computime.com.au / Ph: 0418 17 13 17





ASBK RESULTS

AUSTRALIAN SUPERSPORT 300 CHAMPIONSHIP

Date: 27/02/20
 Event: P04
 Weather: Cloudy - Temp: 18.4C
 Track: Dry - Temp: 25.0C

Free Practice 1

Started at: 15:07:37
 Laps: 30 Min
 Starters: 44
 Printed at: 12:43

SPLIT TIMES

Lap	Split 1	Split 2	Split 3	Split 4	Lap Time	Spd	Lap	Split 1	Split 2	Split 3	Split 4	Lap Time	Spd
15	27.118	32.384	21.787	30.970	1:52.259	196	14	27.984	32.896	22.245	31.729	1:54.854	189
16	26.925	33.024	22.045	31.381	1:53.375	193	15	27.399	33.045	22.344	31.733	1:54.521	186
52 Hannah STEWART (WA) (37th)							59 Tom DRANE (NSW) (30th)						
1	30.949	35.858	23.850	34.022	2:04.679	186	1	29.805	36.192	23.416	33.363	2:02.776	183
2	28.617	35.345	22.972	33.620	2:00.554	185	2	28.962	34.990	22.512	32.756	1:59.220	189
3	28.275	34.550	23.189	32.994	1:59.008	185	3	28.093	34.839	22.485	32.379	1:57.796	191
4	29.147	35.665	23.214	32.968	2:00.994	184	4	27.822	34.429	22.739	32.679	1:57.669	191
5	28.475	35.162	23.284	33.547	2:00.468	186	5	27.943	34.352	22.663	32.514	1:57.472	189
6	28.383	34.903	23.323	33.050	1:59.659	185	6	28.037	34.497	23.223	2:37.302	4:03.059	188
7	28.629	34.877	22.939	32.604	1:59.049	183	7	35.075	34.434	22.721	32.913	2:05.143 P	
8	28.579	34.813	23.200	32.914	1:59.506	185	8	28.348	34.469	22.878	33.007	1:58.702	186
9	29.202	35.404	22.825	32.790	2:00.221	185	9	28.164	34.489	22.999	33.042	1:58.694	185
10	28.590	35.330	22.628	32.677	1:59.225	184	10	28.260	34.078	23.052	33.204	1:58.594	184
11	28.437	34.826	22.812	1:28.410	2:54.485	182	11	27.819	33.817	22.485	32.559	1:56.680	185
12	47.552	34.526	22.444	32.850	2:17.372 P		12	28.495	34.022	22.674	32.185	1:57.376	186
13	28.355	34.436	22.925	33.398	1:59.114	182	13	27.687	33.721	22.491	32.425	1:56.324	186
14	28.325	34.861	22.914	32.459	1:58.559	186	14	27.628	33.431	22.482	32.028	1:55.569	188
15	28.478	34.981	22.811	32.699	1:58.969	184	66 Mitchell SIMPSON (SA) (31th)						
55 Zachary JOHNSON (VIC) (43th)							1	28.432	35.028	22.564	33.069	1:59.093	190
1	31.080	12:10.347	24.685	34.147	13:40.259	156	2	28.178	33.905	22.829	32.059	1:56.971	190
2	30.166	35.638	24.597	34.577	2:04.978	157	3	27.695	33.913	22.705	32.854	1:57.167	187
3	30.387	35.414	24.314	34.427	2:04.542	159	4	28.165	33.989	22.648	32.745	1:57.547	180
56 Jesse WOODS (TAS) (27th)							5	27.843	33.980	22.957	32.035	1:56.815	182
1	29.926	35.499	22.946	33.259	2:01.630	186	6	27.545	33.560	22.500	32.249	1:55.854	190
2	28.777	34.391	22.487	32.159	1:57.814	191	7	27.965	34.025	22.781	32.078	1:56.849	182
3	27.806	34.296	22.556	32.261	1:56.919	191	8	27.747	33.744	22.620	32.317	1:56.428	182
4	27.986	34.168	22.736	1:09.891	2:34.781	188	9	27.617	33.597	22.650	32.614	1:56.478	187
5	31.497	33.837	22.785	32.318	2:00.437 P		10	27.926	33.999	22.994	32.239	1:57.158	181
6	27.908	33.785	22.554	32.369	1:56.616	187	11	27.423	33.636	22.737	34.056	1:57.852	185
7	27.655	34.376	22.674	32.207	1:56.912	189	12	27.905	33.577	22.658	32.315	1:56.455	180
8	27.551	33.439	22.347	32.290	1:55.627	186	13	27.844	33.534	22.558	32.372	1:56.308	181
9	27.536	33.555	22.559	32.281	1:55.931	187	14	27.844	36.398	23.093	33.123	2:00.458	181
10	27.766	45.545	22.399	31.946	2:07.656	186	15	29.200	55.391	24.756	32.658	2:22.005	182
11	27.968	33.324	22.366	31.990	1:55.648	185	16	28.187	34.147	22.748	32.658	1:57.740	182
12	27.650	32.888	22.092	31.658	1:54.288	185	68 Luke POWER (VIC) (2nd)						
13	27.420	33.206	22.103	31.924	1:54.653	185	1	29.361	34.331	22.454	31.601	1:57.747	198


Scott Laing
 Chief Timekeeper - Scott Laing

Tom Williams
 Clerk of Course - Tom Williams



COMPUTIME RACE TIMING SYSTEMS PTY LTD
www.computime.com.au

E-mail: scott@computime.com.au / Ph: 0418 17 13 17





ASBK RESULTS

AUSTRALIAN SUPERSPORT 300 CHAMPIONSHIP

Date: 27/02/20
 Event: P04
 Weather: Cloudy - Temp: 18.4C
 Track: Dry - Temp: 25.0C

Free Practice 1

Started at: 15:07:37
 Laps: 30 Min
 Starters: 44
 Printed at: 12:43

SPLIT TIMES

Lap	Split 1	Split 2	Split 3	Split 4	Lap Time	Spd	Lap	Split 1	Split 2	Split 3	Split 4	Lap Time	Spd
2	27.338	33.283	22.055	32.039	1:54.715	203	6	26.775	32.417	22.052	31.279	1:52.523	197
3	26.583	1:01.965	21.881	31.628	2:22.057	201	7	27.529	32.709	21.933	31.953	1:54.124	195
4	26.898	32.519	21.630	30.826	1:51.873	191	8	27.146	32.602	22.101	31.033	1:52.882	197
5	26.250	33.228	21.344	30.855	1:51.677	196	9	27.179	33.294	22.077	31.235	1:53.785	195
6	26.444	32.748	22.583	31.234	1:53.009	193	10	28.280	48.120	22.670	1:44.792	3:23.862	195
7	26.382	32.272	21.887	30.753	1:51.294	194	11	39.154	43.871	25.967	33.112	2:22.104 P	
8	26.205	32.139	21.794	30.737	1:50.875	194	12	26.960	32.468	21.838	30.906	1:52.172	192
9	26.040	32.031	21.342	30.764	1:50.177	194	13	26.641	32.477	21.640	31.179	1:51.937	194
10	26.508	32.249	21.496	31.060	1:51.313	196	14	26.962	32.742	21.555	30.643	1:51.902	196
11	26.237	32.521	23.072	30.857	1:52.687	192	15	26.348	32.570	21.671	30.816	1:51.405	197
12	26.390	32.016	21.337	31.060	1:50.803	199	76 Lindsay RUSSELL (NSW) (44th)						
13	26.589	50.981	21.257	30.581	2:09.408	193	1	31.581	39.511	27.369	36.727	2:15.188	177
14	26.041	32.546	22.786	30.997	1:52.370	197	2	32.780	39.113	26.390	37.273	2:15.556	175
15	26.047	31.850	21.314	30.580	1:49.791	200	3	31.809	38.506	26.705	36.630	2:13.650	174
16	26.143	31.932	21.331	30.658	1:50.064	194	4	32.452	38.379	25.889	36.252	2:12.972	168
69 Archie McDONALD (NSW) (17th)							5	31.171	37.631	25.505	36.413	2:10.720	176
1	28.302	34.140	22.362	32.263	1:57.067	190	6	30.951	37.758	25.319	35.609	2:09.637	176
2	27.329	33.429	22.052	31.540	1:54.350	196	7	31.263	38.008	24.867	35.833	2:09.971	181
3	26.951	33.035	21.760	31.315	1:53.061	193	8	30.319	37.309	24.774	35.402	2:07.804	180
4	27.180	33.083	21.657	30.753	1:52.673	196	9	30.973	37.703	24.517	35.380	2:08.573	178
5	27.095	33.029	22.105	31.820	1:54.049	196	10	30.475	37.057	24.708	36.152	2:08.392	179
6	27.266	32.639	21.547	31.182	1:52.634	196	11	29.954	36.487	24.826	35.515	2:06.782	177
7	27.239	32.976	21.992	2:21.701	3:43.908	190	12	30.208	37.180	24.421	35.512	2:07.321	178
8	35.352	36.429	22.400	31.844	2:06.025 P		13	30.032	36.611	24.242	34.966	2:05.851	182
9	26.909	32.845	22.250	31.349	1:53.353	192	14	29.826	36.128	24.167	34.925	2:05.046	179
10	27.423	33.306	21.959	31.411	1:54.099	193	78 Caleb GILMORE (NZ) (11th)						
11	27.629	33.285	22.991	31.592	1:55.497	187	1	29.145	35.820	22.269	31.750	1:58.984	193
12	27.327	32.414	21.667	31.155	1:52.563	190	2	27.518	34.292	22.563	31.861	1:56.234	196
13	26.956	32.698	21.816	31.327	1:52.797	196	3	27.254	33.750	21.902	31.362	1:54.268	193
14	27.726	33.080	22.036	30.914	1:53.756	194	4	27.120	33.610	22.054	31.179	1:53.963	195
15	26.712	32.850	21.727	31.258	1:52.547	193	5	27.287	33.205	21.910	31.587	1:53.989	194
72 Ben BAKER (NSW) (8th)							6	27.065	33.217	21.968	31.116	1:53.366	192
1	28.813	33.956	22.546	32.047	1:57.362	193	7	27.181	33.678	21.880	31.759	1:54.498	189
2	27.517	33.595	22.319	31.551	1:54.982	197	8	27.269	32.988	22.023	31.364	1:53.644	189
3	26.991	33.334	21.803	31.033	1:53.161	196	9	27.063	32.907	22.128	31.659	1:53.757	192
4	27.041	33.098	22.283	31.309	1:53.731	196	10	27.225	32.829	21.973	31.690	1:53.717	189
5	27.084	32.615	21.838	31.132	1:52.669	196	11	27.925	55.776	22.267	31.752	2:17.720	188


Scott Laing
 Chief Timekeeper - Scott Laing

Tom Williams
 Clerk of Course - Tom Williams



COMPUTIME RACE TIMING SYSTEMS PTY LTD
www.computime.com.au

E-mail: scott@computime.com.au / Ph: 0418 17 13 17





ASBK RESULTS

AUSTRALIAN SUPERSPORT 300 CHAMPIONSHIP

Date: 27/02/20
 Event: P04
 Weather: Cloudy - Temp: 18.4C
 Track: Dry - Temp: 25.0C

Free Practice 1

Started at: 15:07:37
 Laps: 30 Min
 Starters: 44
 Printed at: 12:44

SPLIT TIMES

Lap	Split 1	Split 2	Split 3	Split 4	Lap Time	Spd	Lap	Split 1	Split 2	Split 3	Split 4	Lap Time	Spd
12	27.388	33.174	21.822	31.255	1:53.639	188	97 Peter NERLICH (VIC) (13th)						
13	26.846	32.539	21.675	30.972	1:52.032	190	1	29.278	36.055	25.593	32.380	2:03.306	200
14	26.511	32.671	21.792	30.860	1:51.834	198	2	28.209	34.425	22.396	31.963	1:56.993	194
15	26.810	32.551	21.785	30.956	1:52.102	193	3	26.929	33.344	22.474	31.498	1:54.245	195
16	27.155	32.765	21.752	31.339	1:53.011	192	4	26.924	32.909	22.353	31.825	1:54.011	193
							5	27.421	33.349	21.916	30.929	1:53.615	197
							6	26.974	32.992	22.076	31.450	1:53.492	199
88 Joseph MARINIELLO (VIC) (16th)							7	26.637	32.744	21.960	30.965	1:52.306	198
1	28.409	35.300	22.377	32.978	1:59.064	202	8	27.115	32.827	22.110	30.845	1:52.897	201
2	28.054	33.574	22.347	32.082	1:56.057	196	9	26.794	33.313	22.047	31.103	1:53.257	200
3	27.471	33.971	22.265	31.845	1:55.552	192	10	26.777	45.219	22.384	31.514	2:05.894	198
4	27.119	33.217	21.874	31.710	1:53.920	196	11	26.968	33.384	22.188	31.610	1:54.150	192
5	26.986	33.893	23.106	1:27.642	2:51.627	199	12	27.101	32.700	22.033	31.259	1:53.093	189
6	37.799	1:12.996	22.196	32.137	2:45.128 P		13	27.597	33.411	22.850	31.415	1:55.273	186
7	27.105	32.757	21.816	31.248	1:52.926	194	14	27.106	32.947	22.045	2:03.867	3:25.965	194
8	26.947	32.668	22.009	32.569	1:54.193	194	15	32.157	33.723	22.115	31.548	1:59.543 P	
9	27.186	38.577	22.908	41.095	2:09.766	189							
10	27.254	43.610	22.532	31.618	2:05.014	190	98 Cody VAN BERGEN (QLD) (22th)						
11	26.963	33.478	21.792	31.117	1:53.350	196	1	29.290	34.487	23.510	32.431	1:59.718	194
12	26.988	32.781	21.703	31.604	1:53.076	199	2	27.709	34.254	22.340	31.567	1:55.870	189
13	26.570	32.788	21.676	31.474	1:52.508	195	3	27.581	33.683	22.204	31.126	1:54.594	195
14	27.314	33.016	22.199	31.142	1:53.671	194	4	26.968	33.508	22.208	31.053	1:53.737	195
15	26.842	32.752	21.778	31.432	1:52.804	199	5	27.056	33.038	21.927	31.460	1:53.481	194
							6	27.524	33.113	22.002	31.023	1:53.662	195
95 Matthew RINDEL (VIC) (26th)							7	26.815	33.357	22.082	31.215	1:53.469	193
1	29.620	35.054	23.358	31.901	1:59.933	188	8	26.980	33.010	22.311	4:08.813	5:31.114	195
2	27.812	34.868	23.068	32.195	1:57.943	188	9	32.907	33.690	22.627	31.837	2:01.061 P	
3	27.673	34.530	22.324	31.980	1:56.507	199	10	27.663	32.954	22.272	31.939	1:54.828	188
4	27.794	33.791	22.397	31.917	1:55.899	191	11	27.766	33.169	22.023	31.851	1:54.809	187
5	27.643	34.155	22.320	31.692	1:55.810	188							
6	27.527	34.058	22.236	32.136	1:55.957	188	99 Jacob HATCH (NSW) (12th)						
7	27.759	33.505	22.522	31.605	1:55.391	187	1	28.306	34.738	22.481	32.225	1:57.750	195
8	27.382	33.823	22.259	31.674	1:55.138	191	2	27.952	34.403	22.224	32.705	1:57.284	201
9	27.349	33.806	22.401	31.887	1:55.443	189	3	27.499	33.668	22.067	31.688	1:54.922	193
10	27.906	34.641	23.606	2:22.043	3:48.196	189	4	27.146	33.535	21.743	31.471	1:53.895	196
11	32.249	33.973	22.250	31.927	2:00.399 P		5	26.918	33.547	22.148	31.621	1:54.234	197
12	27.345	33.480	22.165	31.352	1:54.342	187	6	27.415	33.670	22.023	31.799	1:54.907	194
13	27.318	33.248	22.136	31.488	1:54.190	184	7	26.858	33.281	22.220	31.433	1:53.792	191
14	27.494	33.192	22.409	31.590	1:54.685	188	8	27.258	33.065	22.077	31.551	1:53.951	191
15	27.307	33.868	22.535	31.983	1:55.693	188							

Scott Laing
 Chief Timekeeper - Scott Laing

Tom Williams
 Clerk of Course - Tom Williams



COMPUTIME RACE TIMING SYSTEMS PTY LTD
www.computime.com.au

E-mail: scott@computime.com.au / Ph: 0418 17 13 17





ASBK RESULTS

AUSTRALIAN SUPERSPORT 300 CHAMPIONSHIP

Date: 27/02/20
 Event: P04
 Weather: Cloudy - Temp: 18.4C
 Track: Dry - Temp: 25.0C

Free Practice 1

Started at: 15:07:37
 Laps: 30 Min
 Starters: 44
 Printed at: 12:44

SPLIT TIMES

Lap	Split 1	Split 2	Split 3	Split 4	Lap Time	Spd	Lap	Split 1	Split 2	Split 3	Split 4	Lap Time	Spd
9	27.324	33.352	22.329	32.156	1:55.161	190	15	27.260	37.285	22.124	31.113	1:57.782	191
10	27.018	50.249	22.227	31.584	2:11.078	189	16	26.932	32.414	21.863	31.785	1:52.994	190
11	26.918	32.979	22.022	31.552	1:53.471	193							
12	27.250	33.209	21.963	31.245	1:53.667	195	127 Filippo ROVELLI (ITA) (5th)						
13	26.830	32.842	22.070	31.559	1:53.301	191	1	28.784	34.541	23.073	32.183	1:58.581	194
14	27.196	33.608	21.698	31.178	1:53.680	188	2	27.870	33.518	22.627	31.697	1:55.712	196
15	26.771	32.517	21.748	31.113	1:52.149	197	3	27.236	33.171	22.385	31.815	1:54.607	195
16	26.730	32.868	21.626	31.114	1:52.338	194	4	27.281	33.207	22.195	31.235	1:53.918	192
							5	27.050	32.575	22.356	31.637	1:53.618	195
110 Zak PETTENDY (NSW) (33th)							6	27.111	32.443	22.276	31.526	1:53.356	189
1	29.192	35.647	23.378	32.682	2:00.899	193	7	26.743	32.433	22.077	31.082	1:52.335	189
2	28.472	34.196	22.965	32.081	1:57.714	189	8	26.616	32.181	21.970	31.125	1:51.892	191
3	28.186	35.253	23.116	3:27.585	4:54.140	190	9	26.503	31.874	21.766	30.851	1:50.994	193
4	35.591	35.060	23.038	32.772	2:06.461 P		10	26.015	32.103	21.927	30.933	1:50.978	196
5	28.206	34.721	23.270	33.468	1:59.665	187	11	26.111	31.953	21.683	30.933	1:50.680	197
6	28.338	35.577	22.817	31.852	1:58.584	188	12	26.315	52.724	30.678	31.654	2:21.371	197
7	28.429	34.505	22.724	32.492	1:58.150	188	13	27.074	32.767	21.682	30.991	1:52.514	191
8	28.434	34.050	22.593	31.906	1:56.983	188	14	26.430	32.739	21.681	30.916	1:51.766	195
9	27.929	34.136	22.525	32.521	1:57.111	192	15	26.931	31.940	21.832	30.740	1:51.443	197
10	29.727	35.991	23.874	33.285	2:02.877	186							
11	28.368	36.367	22.851	32.405	1:59.991	186	131 Adam COX (QLD) (36th)						
12	28.500	33.785	22.485	31.762	1:56.532	186	1	28.682	35.510	22.961	32.881	2:00.034	186
13	29.778	35.664	22.738	32.415	2:00.595	194	2	28.296	34.515	23.113	32.310	1:58.234	196
							3	27.832	34.859	23.139	33.750	1:59.580	187
121 Reece OUGHTRED (VIC) (9th)							161 Josh NODEN (VIC) (28th)						
1	28.067	39.108	22.078	32.054	2:01.307	190	1	28.490	35.527	22.995	32.842	1:59.854	185
2	27.475	33.262	22.417	32.339	1:55.493	193	2	28.511	34.162	22.337	32.010	1:57.020	188
3	27.861	34.295	21.911	31.727	1:55.794	184	3	27.676	34.458	22.522	32.580	1:57.236	186
4	26.862	33.262	21.838	31.350	1:53.312	195	4	29.108	4:40.601	22.856	32.322	6:04.887	174
5	27.762	47.858	21.617	30.558	2:07.795	189	5	28.052	33.694	22.479	31.860	1:56.085	187
6	27.031	32.722	21.727	31.003	1:52.483	197	6	27.819	2:11.477	24.534	34.823	3:38.653	185
7	26.907	32.906	22.400	30.905	1:53.118	193	7	29.478	4:05.150	22.914	31.912	5:29.454	171
8	27.049	32.424	22.179	30.967	1:52.619	200	8	27.517	33.532	22.186	31.802	1:55.037	189
9	27.212	32.701	22.068	31.419	1:53.400	193	9	27.811	33.588	22.144	31.861	1:55.404	178
10	27.315	46.192	22.213	31.367	2:07.087	190	10	27.509	33.375	22.226	31.224	1:54.334	185
11	26.916	32.766	21.978	31.224	1:52.884	187	11	27.516	33.274	22.008	31.576	1:54.374	184
12	27.577	36.161	21.604	31.117	1:56.459	186							
13	26.539	32.481	21.697	30.937	1:51.654	194	308 John LYTRAS (QLD) (15th)						
14	26.679	32.703	21.833	31.087	1:52.302	190							

Scott Laing
 Chief Timekeeper - Scott Laing

Tom Williams
 Clerk of Course - Tom Williams



COMPUTIME RACE TIMING SYSTEMS PTY LTD
www.computime.com.au

E-mail: scott@computime.com.au / Ph: 0418 17 13 17





ASBK RESULTS

AUSTRALIAN SUPERSPORT 300 CHAMPIONSHIP

Date: 27/02/20
 Event: P04
 Weather: Cloudy - Temp: 18.4C
 Track: Dry - Temp: 25.0C

Free Practice 1

Started at: 15:07:37
 Laps: 30 Min
 Starters: 44
 Printed at: 12:44

SPLIT TIMES

Lap	Split 1	Split 2	Split 3	Split 4	Lap Time	Spd	Lap	Split 1	Split 2	Split 3	Split 4	Lap Time	Spd
1	28.970	33.733	22.292	32.643	1:57.638	190	2	27.976	33.707	22.521	31.696	1:55.900	195
2	27.511	33.543	22.368	32.067	1:55.489	191	3	28.303	52.240	22.284	31.539	2:14.366	195
3	27.427	33.252	22.409	31.347	1:54.435	192	4	27.401	33.672	22.512	1:38.915	3:02.500	195
4	27.564	32.630	22.129	1:42.834	3:05.157	187	5	32.169	33.195	22.218	31.170	1:58.752 P	
5	32.864	33.065	22.409	31.292	1:59.630 P		6	28.330	32.864	21.798	31.016	1:54.008	192
6	27.155	32.843	22.344	31.245	1:53.587	190	7	27.019	32.622	21.942	30.899	1:52.482	195
7	26.979	32.576	22.240	31.178	1:52.973	190	8	26.951	32.491	21.750	30.791	1:51.983	195
8	27.884	33.438	22.051	2:17.584	3:40.957	194	9	26.531	32.285	21.637	30.946	1:51.399	197
9	33.443	32.783	22.390	32.607	2:01.223 P		10	26.828	34.022	21.867	30.877	1:53.594	195
10	27.068	32.372	22.020	31.056	1:52.516	190	11	26.999	50.123	22.266	31.083	2:10.471	193
11	27.131	32.168	21.973	31.209	1:52.481	189	12	26.944	32.142	21.579	30.706	1:51.371	193
12	27.763	32.431	21.958	1:15.720	2:37.872	189	13	26.662	32.234	21.650	30.540	1:51.086	193
13	32.822	33.060	22.156	31.024	1:59.062 P		14	26.833	31.904	21.670	30.537	1:50.944	194
14	27.111	32.360	21.793	31.302	1:52.566	188	15	26.560	31.985	21.645	30.590	1:50.780	196

333 Yannis SHAW (NSW) (19th)


407 Jake SENIOR (VIC) (21th)

1	27.871	34.644	22.500	32.763	1:57.778	197
2	27.635	33.223	22.494	32.486	1:55.838	194
3	27.040	33.736	22.870	32.475	1:56.121	194
4	27.380	33.451	21.985	31.624	1:54.440	197
5	26.873	33.143	21.986	31.804	1:53.806	198
6	26.917	33.144	22.018	31.755	1:53.834	197
7	26.846	33.682	22.054	2:28.160	3:50.742	195
8	34.767	34.310	22.336	31.861	2:03.274 P	
9	26.751	33.113	22.242	31.826	1:53.932	194
10	27.046	36.003	26.361	34.107	2:03.517	192
11	26.953	32.990	22.462	32.147	1:54.552	197
12	26.745	33.121	22.102	31.228	1:53.196	194
13	27.111	33.307	22.146	31.327	1:53.891	196
14	26.893	32.997	21.899	31.422	1:53.211	200
15	26.711	32.609	21.780	31.799	1:52.899	195

1	28.054	34.338	22.917	32.595	1:57.904	193
2	27.316	34.012	22.256	32.153	1:55.737	195
3	27.203	33.998	22.289	32.245	1:55.735	192
4	27.502	33.562	22.466	32.261	1:55.791	191
5	27.068	33.643	22.349	32.117	1:55.177	189
6	26.616	33.462	22.294	32.060	1:54.432	193
7	27.026	33.399	22.171	31.261	1:53.857	194
8	27.326	32.996	21.983	31.010	1:53.315	193
9	26.888	33.506	21.861	31.059	1:53.314	196
10	27.260	33.083	22.155	31.910	1:54.408	200
11	26.840	33.053	21.957	31.460	1:53.310	188
12	27.144	33.063	22.371	31.842	1:54.420	191
13	26.915	33.031	22.061	31.572	1:53.579	196
14	26.832	33.205	21.973	31.676	1:53.686	190
15	31.453	43.107	22.110	31.524	2:08.194	189
16	27.170	33.148	21.847	31.294	1:53.459	188

355 Laura BROWN (NSW) (6th)

1	28.109	35.648	22.610	31.910	1:58.277	195
---	--------	--------	--------	--------	----------	-----



 Chief Timekeeper - Scott Laing


 Clerk of Course - Tom Williams



COMPUTIME RACE TIMING SYSTEMS PTY LTD
www.computime.com.au

E-mail: scott@computime.com.au / Ph: 0418 17 13 17





ASBK RESULTS
AUSTRALIAN SUPERSPORT 300 CHAMPIONSHIP

Date: 27/02/20
 Event: P04
 Weather: Cloudy - Temp: 18.4C
 Track: Dry - Temp: 25.0C

Free Practice 1

Started at: 15:07:37
 Laps: 30 Min
 Starters: 44
 Printed at: 12:44

FASTEST LAPS SEQUENCE

Race Time	No	Name	Machine	Fastest Lap	On Lap
2:01.132	15	Oilly SIMPSON (SA)	Yamaha YZF-R3	1:53.690	1
2:36.078	43	Harry KHOURI (NSW)	Kawasaki Ninja	1:52.786	1
3:53.913	15	Oilly SIMPSON (SA)	Yamaha YZF-R3	1:52.781	2
4:27.622	43	Harry KHOURI (NSW)	Kawasaki Ninja	1:51.544	2
6:18.078	43	Harry KHOURI (NSW)	Kawasaki Ninja	1:50.456	3
8:08.197	43	Harry KHOURI (NSW)	Kawasaki Ninja	1:50.119	4
9:57.094	43	Harry KHOURI (NSW)	Kawasaki Ninja	1:48.897	5
13:35.413	43	Harry KHOURI (NSW)	Kawasaki Ninja	1:48.643	7


Scott Laing
 Chief Timekeeper - Scott Laing

Tom Williams
 Clerk of Course - Tom Williams



COMPUTIME RACE TIMING SYSTEMS PTY LTD
www.computime.com.au

E-mail: scott@computime.com.au / Ph: 0418 17 13 17





ASBK RESULTS

AUSTRALIAN SUPERSPORT 300 CHAMPIONSHIP

Free Practice 1

Date: 27/02/20
 Event: P04
 Weather: Cloudy - Temp: 18.4C
 Track: Dry - Temp: 25.0C

Started at: 15:07:37
 Laps: 30 Min
 Starters: 44
 Printed at: 12:44

BEST PARTIAL TIMES

Pos	Split 1		Split 2		Split 3		Split 4		LAP		Ideal	Fastest
	Name	Time	Name	Time	Name	Time	Name	Time	Name	Time		
1	H. KHOURI	25.621	H. KHOURI	31.497	H. KHOURI	11.290	H. KHOURI	29.943	H. KHOURI	1:38.351	1:48.643	
2	F. ROVELLI	26.015	L. POWER	31.850	L. DURNING	16.882	O. SIMPSON	30.503	L. POWER	1:49.727	1:49.791	
3	L. POWER	26.040	O. SIMPSON	31.850	L. POWER	21.257	L. BROWN	30.537	O. SIMPSON	1:50.176	1:50.624	
4	O. SIMPSON	26.279	A. GRENFELL	31.866	J. FARNSWORT	21.514	L. JHONSTON	30.543	F. ROVELLI	1:50.310	1:50.680	
5	B. BAKER	26.348	F. ROVELLI	31.874	L. JHONSTON	21.534	R. OUGHTRED	30.558	L. JHONSTON	1:50.327	1:50.596	
6	L. JHONSTON	26.350	L. JHONSTON	31.900	O. SIMPSON	21.544	L. POWER	30.580	L. DURNING	1:50.347	1:56.255	
7	A. GRENFELL	26.394	L. BROWN	31.904	A. McDONALD	21.547	B. BAKER	30.643	L. BROWN	1:50.551	1:50.780	
8	C. GILMORE	26.511	J. LYTRAS	32.168	B. BAKER	21.555	F. ROVELLI	30.740	A. GRENFELL	1:50.632	1:50.931	
9	L. BROWN	26.531	J. JACOBS	32.344	A. GRENFELL	21.572	A. McDONALD	30.753	B. BAKER	1:50.963	1:51.405	
10	Z. BUNTING	26.537	J. FARNSWORT	32.384	L. BROWN	21.579	A. GRENFELL	30.800	R. OUGHTRED	1:51.115	1:51.654	
11	R. OUGHTRED	26.539	R. OUGHTRED	32.414	R. OUGHTRED	21.604	Z. BUNTING	30.804	A. McDONALD	1:51.426	1:52.547	
12	J. MARINIELLO	26.570	A. McDONALD	32.414	J. HATCH	21.626	P. NERLICH	30.845	C. GILMORE	1:51.585	1:51.834	
13	J. SENIOR	26.616	B. BAKER	32.417	C. GILMORE	21.675	C. GILMORE	30.860	Z. BUNTING	1:51.596	1:52.678	
14	P. NERLICH	26.637	Z. BUNTING	32.511	J. MARINIELLO	21.676	J. FARNSWORT	30.869	J. FARNSWORT	1:51.659	1:51.788	
15	B. DEMMERY	26.695	J. HATCH	32.517	B. DEMMERY	21.677	K. O'CONNELL	30.962	J. JACOBS	1:51.865	1:52.437	
16	Y. SHAW	26.711	C. GILMORE	32.539	F. ROVELLI	21.681	J. SENIOR	31.010	J. LYTRAS	1:51.964	1:52.481	
17	A. McDONALD	26.712	Y. SHAW	32.609	S. KAPILAWI-JA	21.725	C. VAN BERGEN	31.023	J. HATCH	1:51.986	1:52.149	
18	J. HATCH	26.730	J. MARINIELLO	32.668	J. JACOBS	21.728	J. LYTRAS	31.024	J. MARINIELLO	1:52.031	1:52.508	
19	J. JACOBS	26.757	P. NERLICH	32.700	Z. BUNTING	21.744	J. JACOBS	31.036	P. NERLICH	1:52.098	1:52.306	
20	C. VAN BERGEN	26.815	B. DEMMERY	32.820	Y. SHAW	21.780	J. HATCH	31.113	Y. SHAW	1:52.328	1:52.899	
21	J. FARNSWORT	26.892	J. WOODS	32.888	J. LYTRAS	21.793	J. MARINIELLO	31.117	B. DEMMERY	1:52.460	1:53.230	
22	J. LYTRAS	26.979	C. VAN BERGEN	32.954	J. SENIOR	21.847	S. KAPILAWI-JA	31.118	J. SENIOR	1:52.469	1:53.310	
23	K. O'CONNELL	27.007	K. O'CONNELL	32.962	P. NERLICH	21.916	J. NODEN	31.224	C. VAN BERGEN	1:52.719	1:53.469	
24	S. KAPILAWI-JA	27.022	J. SENIOR	32.996	C. VAN BERGEN	21.927	Y. SHAW	31.228	K. O'CONNELL	1:52.888	1:53.683	
25	R. SMITH	27.061	R. SMITH	33.024	R. SMITH	21.949	B. DEMMERY	31.268	S. KAPILAWI-JA	1:53.007	1:53.946	
26	M. RINDEL	27.307	S. KAPILAWI-JA	33.142	K. O'CONNELL	21.957	M. RINDEL	31.352	R. SMITH	1:53.576	1:54.154	
27	J. WOODS	27.399	M. RINDEL	33.192	J. NODEN	22.008	R. SMITH	31.542	M. RINDEL	1:53.987	1:54.190	
28	M. SIMPSON	27.423	T. RELPH	33.252	J. WOODS	22.092	J. WOODS	31.658	J. NODEN	1:54.015	1:54.334	
29	J. NODEN	27.509	J. NODEN	33.274	M. RINDEL	22.136	Z. PETTENDY	31.762	J. WOODS	1:54.037	1:54.288	
30	L. DURNING	27.516	T. DRANE	33.431	H. STEWART	22.444	T. RELPH	31.905	T. RELPH	1:55.467	1:55.467	
31	T. DRANE	27.628	M. SIMPSON	33.534	T. DRANE	22.482	T. DRANE	32.028	M. SIMPSON	1:55.492	1:55.854	
32	T. RELPH	27.763	J. PORT	33.574	Z. PETTENDY	22.485	M. SIMPSON	32.035	T. DRANE	1:55.569	1:55.569	
33	A. COX	27.832	Z. PETTENDY	33.785	M. SIMPSON	22.500	K. PICKERING	32.099	Z. PETTENDY	1:55.961	1:56.532	
34	T. VERCOE	27.834	K. PICKERING	33.798	T. RELPH	22.547	L. DURNING	32.145	K. PICKERING	1:56.393	1:56.623	
35	K. PICKERING	27.883	L. DURNING	33.804	K. PICKERING	22.613	J. PORT	32.171	J. PORT	1:56.610	1:56.987	
36	Z. PETTENDY	27.929	T. VERCOE	34.433	J. PORT	22.730	P. BOGNAR	32.269	H. STEWART	1:57.614	1:58.559	
37	P. BOGNAR	28.017	H. STEWART	34.436	P. BOGNAR	22.837	A. COX	32.310	A. COX	1:57.618	1:58.234	
38	J. PORT	28.135	A. COX	34.515	A. COX	22.961	H. STEWART	32.459	P. BOGNAR	1:57.653	1:58.571	
39	H. STEWART	28.275	P. BOGNAR	34.530	J. SIMPSON	23.097	T. VERCOE	32.822	T. VERCOE	1:58.349	1:58.860	
40	O. SHORT	28.342	J. SIMPSON	35.008	T. VERCOE	23.260	D. FLETCHER	33.102	O. SHORT	2:00.020	2:01.023	
41	J. SIMPSON	28.943	O. SHORT	35.010	O. SHORT	23.356	O. SHORT	33.312	J. SIMPSON	2:00.412	2:01.261	
42	D. FLETCHER	29.022	D. FLETCHER	35.258	D. FLETCHER	23.526	J. SIMPSON	33.364	D. FLETCHER	2:00.908	2:01.427	
43	L. RUSSELL	29.826	Z. JOHNSON	35.414	L. RUSSELL	24.167	Z. JOHNSON	34.147	Z. JOHNSON	2:04.041	2:04.542	
44	Z. JOHNSON	30.166	L. RUSSELL	36.128	Z. JOHNSON	24.314	L. RUSSELL	34.925	L. RUSSELL	2:05.046	2:05.046	


Scott Laing
 Chief Timekeeper - Scott Laing

Tom Williams
 Clerk of Course - Tom Williams



COMPUTIME RACE TIMING SYSTEMS PTY LTD
www.computime.com.au

E-mail: scott@computime.com.au / Ph: 0418 17 13 17





ASBK RESULTS

AUSTRALIAN SUPERSPORT 300 CHAMPIONSHIP

Free Practice 1

Date: 27/02/20
Event: P04
Weather: Cloudy - Temp: 18.4C
Track: Dry - Temp: 25.0C

Started at: 15:07:37
Laps: 30 Min
Starters: 44
Printed at: 12:44

RACE INFORMATION

Time	Description
15:07:37	Event Start
15:28:21	Rider 18 (Tristan VERCOE) STOPPED TURN 2
15:35:16	Rider 98 (Cody VAN BERGEN) CRASHED TURN 9 - RIDER UP
15:37:39	Chequered Flag
15:40:13	Event Finish

Chief Timekeeper - Scott Laing

Clerk of Course - Tom Williams



COMPUTIME RACE TIMING SYSTEMS PTY LTD
www.computime.com.au

E-mail: scott@computime.com.au / Ph: 0418 17 13 17

